



doka

Buy
Plywood online:
shop.doka.com

Dokaply Phenolic Eco

Dokaply Phenolic ECO ply is a cost-effective Film Faced Plywood for concrete shuttering. It offers standard surface performance and dimensional stability.

- > Economical solution
- > Standard concrete surface
- > Meet the number of pours as planned

Formwork and Scaffolding.
We make it work.

Wood Materials

Legally sourced plantation wood.

Bonding & Formaldehyde Emission (FE)

Class 2 | EN 636:2003

EI | EN 777-2:1995

Panel Construction

Water Resistance bonding with cross-band outer veneer layers.

Panel density: $\geq 600\text{kg/m}^3$

Panel Surface & Performance

130 grams/m² of black-brown phenolic surface film (PSF) on both sides.

Alkalinity resistance | AS 6669-2016

Good wear resistance (>300 revolutions on Taber test).

Standard Sizes

1,220 x 2,440 mm, 1,250 x 2,500 mm

Size tolerance (width/ length):

+/- 1.0 mm per meter.

Squareness tolerance:

+/- 1.0 mm per meter length of diagonal

Standard Thicknesses

12mm, 15mm, 17mm, 18mm

Thickness tolerance: ref. EN 375:2000.

Edge Color

Edges of Phenolic ECO panel are painted black.

Packaging

Panels are packed in crates with metal/plastic straps, suitable for loading/unloading by forklifts.

Number of Reuses

Phenolic ECO is designed for use up to 4 times (2 sides, whole piece). However, the actual number will also be affected by different factors such as storage conditions, construction methods, concrete components, as well as types of concrete and additives used during construction.

Other Conformities & Compliances

In case FSC certificate or others are required, contact the sales team for further information.

Warnings:

This product will generate wood dust from sawing, sanding, or shaping. Material safety data sheets are available upon request.

Mechanical Properties

Min bending strength

Parallel to the width of panel	N/mm ²	45	EN310:1993
--------------------------------	-------------------	----	------------

Parallel to the length of panel	N/mm ²	30	
---------------------------------	-------------------	----	--

Mean modulus of elasticity

Parallel to the width of panel	N/mm ²	4,500	EN310:1993
--------------------------------	-------------------	-------	------------


Parallel to the length of panel	N/mm ²	3,000	
---------------------------------	-------------------	-------	--

Thickness	Crates per Trucks	Cubic meter per container	Maximum net weight
12 mm	14	40	28.50 metric tons (**)
15 mm	14		
17 mm	14		
18 mm	14		



Appropriate Conditions of Storage

Store panels in a dry, clean, well-ventilated, roofed area. Avoid extreme temperature and moisture. Panels must not be placed in contact with the ground. Separate crates from each other with clean, dry and strong spacers of uniform thickness, suitable for loading/unloading by forklifts.




Standard Tools

Panels should be cut, shaped and drilled by using standard wood-working tools. Recommended blade diameter~ 350 mm, thickness~ 3.5 mm, number of teeth > 100, and rotational speed 3,000 - 3,600 rpm.



Edges & Holes Sealing

Seal resulting raw edges, holes, and all damaged areas with appropriate water-resistant/ proof paint. Avoidance of Falls or Drops Workers at site need to handle (carry, install, remove, etc.) panels properly and do not drop or let them fall from high levels or directly hit other materials or the ground.




Avoidance of Falls or Drops

Workers at site need to handle (carry, install, remove, etc.) panels properly and do not drop or let them fall from high levels or directly hit other materials or the ground.



Application of Release Agent.

Even though the PSF overlay contains a certain amount of release agent, it is necessary that panels should be coated with suitably approved oil to ensure a cleaner and easier striking, as well as reusage.



Reverse Side Fastening

Panels should be fastened to formwork support components from the reverse side with screws. Shank nails are not recommended.



Cleaning after Use

Formwork plywood panels should be cleaned with water after use to remove concrete residues and other sticking materials on their surface. Suitable care is required to avoid damaging panels.