



**doka**

# Dokaply Phenolic

Dokaply Phenolic Film Faced Plywood is made of high quality tropical hardwood with Phenolic glue for superior strength. Leaves a smooth, shiny finish.

Buy  
Plywood online:  
[shop.doka.com](http://shop.doka.com)

Formwork & Scaffolding.  
**We make it work.**



## Wood Materials

Legally sourced plantation grown hardwood.

## Bonding & Formaldehyde Emission (FE)

Class 3 | EN 636:2003

EI | EN 777-2:7995

## Panel Construction

Water Proof bonding with cross-band outer veneer layers.

Panel density: e: 630kg/m<sup>3</sup>

## Panel Surface & Performance

130 grams/m<sup>2</sup> of black-brown phenolic surface film (PSF) on both sides.

Alkalinity resistance | AS 6669-2016

Good wear resistance (>300 revolutions on Taber test).

## Standard Sizes

4' x 8', or cut-to-size as buyer's request.

Size tolerance (width/ length): 1mm per meter.

Squareness tolerance: 1mm per meter length of diagonal.

## Standard Thicknesses

5/8", 3/4"

Thickness tolerance: ref. EN 375:2000.

## Number of Reuses

Phenolic is designed for use up to 10 times. However, the actual number will also be affected by different factors such as storage conditions, construction methods, concrete components, as well as types of concrete and additives used during construction.

## Edge Color

Edges of Dokaply Phenolic panel are painted gray.

## Packaging

18mm(3/4") is packaged with 50 pieces per unit. 15mm(5/8")

is packaged with 60 pieces per unit.

Other Conformities & Compliances

FSC Certification is available by request.

## Warnings:

This product will generate wood dust from sawing, sanding, or shaping. Material safety data sheets are available upon request.

## Mechanical Properties

### Min bending strength

Parallel to the width of panel	N/mm <sup>2</sup>	50	EN310:1993
Parallel to the length of panel	N/mm <sup>2</sup>	30	

### Mean modulus of elasticity


Parallel to the width of panel	N/mm <sup>2</sup>	5,000	EN310:1993
Parallel to the length of panel	N/mm <sup>2</sup>	3,000	

Thickness	Units per Trucks	Sheets per Truck	Maximum net weight
5/8"	12	720	
3/4"	12	600	
7/8"	12		



### Appropriate Conditions of Storage

Store panels in a dry, clean, well-ventilated, roofed area. Avoid extreme temperature and moisture. Panels must not be placed in contact with the ground. Separate crates from each other with clean, dry and strong spacers of uniform thickness, suitable for loading/unloading by forklifts.



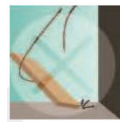
### Standard Tools

Panels should be cut, shaped and drilled by using standard wood-working tools. Recommended blade diameter~ 350 mm, thickness~ 3.5 mm, number of teeth> 100, and rotational speed 3,000 - 3,600 rpm.




### Edges & Holes Sealing

Seal resulting raw edges, holes, and all damaged areas with appropriate water-resistant/ proof paint. Avoidance of Falls or Drops Workers at site need to handle (carry, install, remove, etc.) panels properly and do not drop or let them fall from high levels or directly hit other materials or the ground.



### Avoidance of Falls or Drops

Workers at site need to handle (carry, install, remove, etc.) panels properly and do not drop or let them fall from high levels or directly hit other materials or the ground.



### Application of Release Agent.

Even though the PSF overlay contains a certain amount of release agent, it is necessary that panels should be coated with suitably approved oil to ensure a cleaner and easier striking, as well as reuse.



### Reverse Side Fastening

Panels should be fastened to formwork support components from the reverse side with screws. Shank nails are not recommended.



### Cleaning after Use

Formwork plywood panels should be cleaned with water after use to remove concrete residues and other sticking materials on their surface. Suitable care is required to avoid damaging panels.



Scan for more  
[www.doka.com/DokaPly](http://www.doka.com/DokaPly)

