


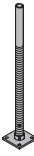


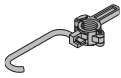
<b>Staxo 100 frame 1.20m</b> Staxo 100-Rahmen 1,20m	[kg]	Article n°
	28.0	<b>582301000</b>
Galvanised		

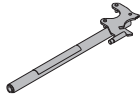
<b>Coupler</b> Kupplungsstück	0.57	<b>582527000</b>
	Galvanised	Height: 27 cm

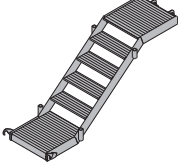
<b>Spring locked connecting pin 16mm</b> Federbolzen 16mm	0.25	<b>582528000</b>
	Galvanised	Length: 15 cm

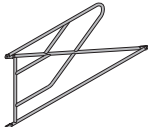
<b>Screw jack foot</b> Fußspindel	9.0	<b>582637000</b>
	Galvanised	Height: 69 cm


<b>Heavy-duty screw jack 70</b> Lastspindel 70	8.8	<b>582639000</b>
	Galvanised	Height: 101 cm

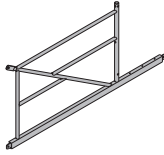
<b>Split nut B</b> Spannmutter B	2.0	<b>582634000</b>
	Galvanised	


<b>Universal dismantling tool</b> Universal-Lösewerkzeug	3.7	<b>582768000</b>
	Galvanised	Length: 75.5 cm

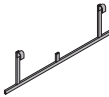
<b>Alu stairway 250</b> Alu-Treppenlauf 250	33.2	<b>582670000</b>
	Aluminium	Length: 263 cm Width: 80 cm Height: 112 cm


<b>Outer railing 250</b> Außengeländer 250	19.5	<b>582672000</b>
	Galvanised	Length: 255 cm Height: 111 cm


<b>Inner railing 250</b> Innengeländer 250	7.0	<b>582671000</b>
	Galvanised	Height: 155 cm

<b>Access railing 250</b> Einstiegsgeländer 250	36.5	<b>582675000</b>
	Galvanised	Length: 255 cm Height: 117 cm

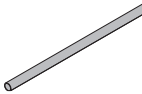

<b>Access support 250</b> Einstiegsadapter 250	12.6	<b>582674000</b>
	Galvanised	Height: 238 cm

<b>Landing railing 250</b> Podestgeländer 250	6.3	<b>582673000</b>
	Galvanised	Length: 160 cm Height: 48 cm

<b>Anchoring shoe for stair tower</b> Ankerschuh für Treppenturm	3.4	<b>582680000</b>
	Galvanised	Length: 22 cm Width: 12 cm Height: 22 cm

<b>Cone screw B 7cm</b> Konusschraube B 7cm	0.86	<b>581444000</b>
	red	Length: 10 cm Diameter: 7 cm Width-across: 50 mm

<b>Scaffold tube 48.3mm 0.50m</b>	1.7	<b>682026000</b>
<b>Scaffold tube 48.3mm 1.00m</b>	3.6	<b>682014000</b>
<b>Scaffold tube 48.3mm 1.50m</b>	5.4	<b>682015000</b>
<b>Scaffold tube 48.3mm 2.00m</b>	7.2	<b>682016000</b>
<b>Scaffold tube 48.3mm 2.50m</b>	9.0	<b>682017000</b>
<b>Scaffold tube 48.3mm 3.00m</b>	10.8	<b>682018000</b>
<b>Scaffold tube 48.3mm 3.50m</b>	12.6	<b>682019000</b>
<b>Scaffold tube 48.3mm 4.00m</b>	14.4	<b>682021000</b>
<b>Scaffold tube 48.3mm 4.50m</b>	16.2	<b>682022000</b>
<b>Scaffold tube 48.3mm 5.00m</b>	18.0	<b>682023000</b>
<b>Scaffold tube 48.3mm 5.50m</b>	19.8	<b>682024000</b>
<b>Scaffold tube 48.3mm 6.00m</b>	21.6	<b>682025000</b>
<b>Scaffold tube 48.3mm .....m</b>	3.6	<b>682001000</b>
Gerüstrohr 48,3mm		

<b>Transition swivel coupler 48/76mm</b> Übergangsdrehkupplung 48/76mm	1.9	<b>582563000</b>
	Galvanised	Width-across: 22 mm Follow fitting instructions!
		

[kg] Article n°

**Swivel coupler 48mm**  
Drehkupplung 48mm

1.5 **582560000**



Galvanised  
Width-across: 22 mm  
Follow fitting instructions!

**Normal coupler 48mm**  
Normalkupplung 48mm

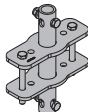
1.2 **682004000**



Galvanised  
Width-across: 22 mm  
Follow fitting instructions!

**Coupler WS10 250**  
Kupplungsstück WS10 250

6.6 **582688000**



Galvanised  
Length: 35 cm  
Width: 27 cm

**Coupler 250**  
Kupplungsstück 250

1.8 **582689000**



Galvanised  
Length: 21 cm  
Diameter: 48.3 cm

**Doka 4-part chain 3.20m**  
Doka-Vierstrangkette 3,20m

15.0 **588620000**



Follow the directions in the  
"Operating Instructions"!



**Handrail clamp S**  
Schutzgeländerzwinge S

11.5 **580470000**



Galvanised  
Height: 123 - 171 cm

**Handrail post 1.10m**  
Schutzgeländer 1,10m

5.5 **584384000**



Galvanised  
Height: 134 cm

**Attachable sleeve 24mm**  
Steckhülse 24mm

0.03 **584385000**



Grey  
Length: 16.5 cm  
Diameter: 2.7 cm

**Screw sleeve 20.0**  
Schraubhülse 20,0

0.03 **584386000**



Yellow  
Length: 20 cm  
Diameter: 3.1 cm

**Warning sign "No entry" 300x300mm**  
Verbotsschild "Zutritt Verboten" 300x300mm

[kg] Article n°

0.70 **581575000**

